

Annual
REPORT
2015-2016

Working Together for a better tomorrow



**BANGLADESH ASSOCIATION OF
PUBLICLY LISTED COMPANIES**





BANGLADESH ASSOCIATION OF PUBLICLY LISTED COMPANIES

Block-B, Road-1, House-17 (8th Floor), Unit-A, Niketan Eastern Housing complex, Gulshan-1, Dhaka-1212

FROM SECRETARY GENERAL DESK

4th December 2016

All Member-Companies

of

Bangladesh Association of Publicly Listed Companies (BAPLC)

Subject : Annual Report for the period ended as at June 30, 2016.

Dear Sirs,

We are pleased to enclose a copy of the Annual Report 2015-2016 together with the Audited Financial Statements including Balance Sheet as at June 30, 2016 and Income Statement, Cash Flow Statement for the period ended as at June 30, 2016 along with notes thereon of Bangladesh Association of Publicly Listed Companies (BAPLC).

Looking forward to your active participation in the AGM, we remain.

Yours sincerely,

K.M. Abdul Hai
Secretary-General



TABLE OF CONTENTS

NOTICE OF THE 17th ANNUAL GENERAL MEETING	4
PHOTO GALLERY	5
CORPORATE STRUCTURE 2016-2017	7
CORPORATE STRUCTURE 2014-2015	9
REPORT OF THE EXECUTIVE COMMITTEE	10
FINANCIAL REPORT	14
AUDITORS' REPORT	15
STATEMENT OF FINANCIAL POSITION	16
STATEMENT OF PROFIT OR LOSS & OTHER COMPREHENSIVE INCOME	17
STATEMENT OF CASH FLOWS	18
NOTES TO THE FINANCIAL STATEMENTS	19



BAPLC

BANGLADESH ASSOCIATION OF PUBLICLY LISTED COMPANIES

Block-B, Road-1, House-17 (8th Floor), Unit-A, Niketan Eastern Housing complex, Gulshan-1, Dhaka-1212

Ref: AGM – BAPLC/17/2016

4th December 2016

All Member-Companies of BAPLC

NOTICE OF THE 17TH ANNUAL GENERAL MEETING

Notice is hereby given that the 17th Annual General Meeting of the Members of Bangladesh Association of Publicly Listed Companies will be held on Monday, 19th December, 2016 at 4:00 PM. at Patio Hall (2nd Floor), Gulshan Club, Road # 50, Gulshan-2, Dhaka-1212, to transact the following business:

AGENDA

1. To receive, consider and adopt the Annual Report of the Executive Committee of the Association for the period ended 30th June 2016.
2. To receive, consider and adopt the Financial Statements of the Association and the Auditors' Report thereon for the period ended 30th June 2016.
3. To appoint Auditors for the year 2016–2017 and fix their remuneration.

By order of the Executive Committee



K. M. Abdul Hai
Secretary-General

Photo GALLERY



Photo GALLERY



BAPLC delegates met the BSEC's Chairman to discuss Capital Market Situation and PLCs.



Corporate **STRUCTURE** 2016-2017



Muhammed Aziz Khan
President



Anis A. Khan
Vice-President



A. Matin Chowdhury
E.C. Member



Mubarak Ali
E.C. Member



Rokeya Quader
E.C. Member



Farzana Chowdhury
E.C. Member



Syed Tareque Md. Ali
E.C. Member



Abdullah Al Mahmud
E.C. Member



Golam Rabbani Chowdhury
E.C. Member



Zafar Ahmed
E.C. Member



Monzurur Rahman
E.C. Member

Corporate **STRUCTURE** 2016-2017



Md. Sabur Khan
E.C. Member



Md. Habibur Rahman
E.C. Member



A.K.M. Azizur Rahman
E.C. Member



Engr. Syed Istiaq Ahmed
E.C. Member



Ahmed Rajib Samdani
E.C. Member



Q.A.F.M. Serajul Islam
E.C. Member



Munsur Ahmed
E.C. Member



Md. Zahid Anwar Khan
E.C. Member



Firoz Alam
E.C. Member



Khondoker Ahaduzzaman
E.C. Member



K. M. Abdul Hai
Secretary-General

Corporate Structure

(2014-2015)

President

Mr. Tapan Chowdhury
Managing Director, Square Textiles Ltd.

Vice-President

Mr. Mohammed Younus
Managing Director, Sonali Paper & Board Mills Ltd.

Members of the Executive Committee

Mr. Azam J. Chowdhury
Managing Director, MJL Bangladesh Ltd.

Mr. Syed Nasim Manzur
Managing Director, Apex Footwear Ltd.

Mr. A. Matin Chowdhury
Managing Director, Malek Spinning Mills Ltd.

Mr. A.K.M. Azizur Rahman
Chairman, Sonargaon Textiles Limited

Mr. Manzurul Islam
Chairman, Eastern Housing Ltd.

Ms. Farzana Chowdhury
Managing Director & CEO, Green Delta Insurance Co. Ltd.

Mrs. Rokeya Quader
Chairman, Desh Garments Limited

Mr. Md. Hashmat Ali
Managing Director, Continental Insurance Ltd.

Mr. Matiur Rahman
Vice-Chairman, Uttara Finance & Investments Ltd.

Mr. Md. Abdur Rob
Managing Director, National Housing Finance and Inv. Ltd.

Mr. Syed Tareque Md. Ali
Managing Director, Modern Industries (Bangladesh) Ltd.

Mr. Md. Nazrul Islam
Chairman, Fareast Islami Life Ins. Co. Ltd.


Mr. Abul Bashar
Deputy Managing Director, Prime Textile Spinning Mills Ltd.

Mr. Shahriar Ahmed
Director, Apex Spinning & Knitting Mills Ltd.

Mr. Anwer Hossain Khan
Director, Shahjalal Islami Bank Ltd.

Secretary-General

Mr. K.M. Abdul Hai



REPORT OF THE **EXECUTIVE COMMITTEE**

to the Members for the Period January 2015 to June 2016



Muhammed Aziz Khan
President, BAPLC

Dear Members,

Greetings. Thank you for electing this executive committee. I am honoured that you have kindly elected me to be the President. I have inherited a very well organized institution and thank the former executive committee members and presidents. Indeed the founding executive committee and President deserve our accolade for the vision they have shown. Today we have an association to be proud of its members and its contributions to the national development.

In today's civilization, democracy and free market work hand in hand to provide an emancipated society. Free of arbitrary rule, to remain within the rule of law, aspire to be the best with merit. In this society, both the capital market and its listed companies' play the most important role for economic development and social harmony. In the private sector, which is paramount in a free market, equity capital is provided by the capital

Report of the **Executive Committee** to the members for the Period January 2015 to June 2016

market and sponsors. Together they are owners of the business, together the nation build an infrastructure of investment, that produces the products and services necessary for quality living and employment for the country's millions.

We are part of this great story. Let me assure you that BAPLC will be an association which helps this journey. We will work hand in hand with our members to engage with Government, Securities & Exchange Commission and the Stock Exchanges. Our goal among others is to bring about a harmonious synergistic relationship with each of the stakeholders to ensure a profitable developing market.

CAPITAL MARKET DEVELOPMENT

Let's now look at to our capital market scenario.

Despite the large financial needs of the economy, Bangladesh Capital Markets had not been particularly effective in channeling savings to support investment and growth till now. With some progress in the recent years, still Bangladesh stock markets are characterized by large volatility with recurrent periods of boom and bust that have represented a destabilizing force for the economy. Following a bull run during 2010 end, the DSE index fell by about a half from its December 2010 all-time high, corresponding to a loss of about 22% of GDP as of October 2012. The market correction wiped out \$27 billion in market capitalization and with it, bankruptcies, savings, and jobs, triggering a wave of social discontent. Following the market debacle, a high level probe was established by the Government in 2011 to examine the deficiencies that led to the crash.

However, in the last few years, Capital Market

has made some significant strides towards strengthening itself through a ten years master plan (2012-2022). The market is building confidence as new policies and regulatory reforms are being taken up under CPDM2 (Capital Market development Program) and ongoing CPDM3. CPDM2 addressed some structural deficiencies and was based on a two-track approach that sought to put firewalls in place to support market stabilization following the 2010 debacle.

Developing stable, resilient financial markets is not a goal on its own but rather a process that can support development and growth in an economy. The ongoing CPDM3 is enhancing sustainability of structural reforms under the CPDM2 by deepening and broadening the outreach of the second program reforms.

In the recent years, till October 2016, various reforms have been rolled out and there is increasing confidence in the market as the new policies and regulatory steps under the CPDM2 and the CPDM3. The market has more or less stabilized, as evidenced by more than 24% increase in market capitalization to about \$ 41.27 billion (31st October 2016) from \$ 33 billion in Feb 2011. The contribution of the banking sector has shown a healthy reduction of exposure to the stock market and has decreased currently around 12% from 28.8% in Dec 2010.

There has been a rising trend in DSE index and market capitalization continued during 2016. At the end of FY 2016 i.e. 30th June, the DSE broad index was 4507.6 up 1.0% from the previous year's 4480.5. The index as of 31st October 2016 was 4592.17.

Report of the **Executive Committee** to the members for the Period January 2015 to June 2016

With regard to valuation, The DSE average PE ratio was 15.23 in end October 2016. This is certainly more attractive from an investor's perspective than the average PE ratio of 30.6 at its recent peak in Feb 2010, highlighting growth potential for investors over the medium term.

A total of 7 companies floated IPO this year up to 31st Oct 2016. These are, Fortune Shows Ltd., Yeakin Polymer Ltd., Evince Textile Ltd., Bangladesh National Insurance Company Ltd., Doreen Power Generations & Systems Ltd. and Dragon Sweater & Spinning Ltd. came under fixed price method and The ACME Laboratories Ltd. under book building method. Currently, number of listed companies at the DSE is 559 as of now consisting of 294 company, 34 mutual fund, 8 debenture, 221 Government Treasury bond and 2 corporate bond. On the other hand, a total of 7 companies were delisted in DSE during the year till October 2016.

For CSE, on 31 October 2016 the market capitalization in BDT stands at 2,579 billion, while the CSE 30 Index 12,748.85.

We earnestly hope the capital market reform under the CPDM2 and CPDM3 will facilitate the mobilization of financial resources for productive investment and employment generation. Again by supporting the development of bond and equity capital markets will help ensure balanced development of the finance sector, which will reduce systematic vulnerabilities in the bank dominated financial system. We hope this will facilitate the mobilization of scarce financial resources for long term private sector investment, including infrastructure investment.

We believe, existing reforms under both programs will play an important role in raising funds in a cost effective manner and in enabling investors to gain access to alternative investment opportunities, as well as in mitigating the negative impact that financial market instability has on the plight of the poor. Capital market can stimulate healthy competition with the banking sector that results in lower financing cost for all borrowers. Both Government programs, therefore, emphasize specific capital market reforms to help Bangladesh diversify its financial system so that the country can realize its broad-based economic growth and socio economic development objectives, including poverty reduction.

DEVELOPMENTS IN BANGLADESH ECONOMY

Despite many formidable constraints, Bangladesh economy has been performing well in the global as well as regional context; especially for last few years, Bangladesh has proved that with minimum wealth, a country can achieve significant human and social development even at relatively low level of income. Low commodity prices specially oil prices with low interest rate in the world bode well for Bangladesh. Political stability backed with continuous good crop has also helped.

Bangladesh economy at the moment is the 44th largest in the world in nominal terms and 32nd largest by PPP. It is classified among the next 11 emerging market economies. According to IMF, Bangladesh's economy is the second fastest growing major economy of 2016, with a rate of 7.1 percent growth, which is above average of the South Asian Countries. Expected growth rate of Bangla-

Report of the **Executive Committee** to the members for the Period January 2015 to June 2016

desh is estimated to be 6.9 percent in 2017. The financial sector of Bangladesh is the second largest in the sub-continent.

In the last one decade, since 2005, Bangladesh averaged a GDP growth of 6.5 percent that has been largely driven by its exports of readymade garments, remittances and the domestic agricultural sector. In 2016, per capital income was estimated as per IMF data at US\$ 3840 (PPP) and US\$ 1386(nominal). However, our economy still faces challenges of infrastructure bottlenecks, insufficient power and gas supplies, political instability and a lack of skilled workers. The other head wind is a disturbed middle east, the wars raging there, could unfortunately result in returning of workers.

Governments should spend more on education, technology and to expand productive capacity, while taking steps to alleviate inequality. Countries should undertake effort to invest more in infrastructure, education, health, other human skills and wellbeing, as well as initiatives to promote economic diversification and liberalize trade which may boost growth prospects in future.

To mention about our current activity, we are pursuing two issues with the concerned authority. One is the digitization of the Annual Report submission process, where a listed

company would require preparing their Annual Report in digitized form and uploading it in their respective website. Only on specific request, a hard copy of the report would be provided to a shareholder. The other is the eradication of multiple taxation of dividends. Presently, dividends are taxed each time it is distributed to the shareholders, even when it is distributed within a group to its sister concerns. Thus a phenomenon of multiple taxation prevails. We propose that dividends should be taxed only when it is distributed to a living person.

Dear members, you will be pleased to know that we are conferring with the decision makers in Bangladesh including the SEC, Bangladesh Bank, Ministry of Finance and the Ministry of Commerce. We are seeing some positive effect in the capital market of Bangladesh. We hope this trend will continue to build a market with depth, understanding and maturity.

Thank you and warm regards.



Muhammed Aziz Khan
President

FINANCIALS



INDEPENDENT AUDITORS' REPORT

to the Members of Bangladesh Association of Publicly Listed Companies

We have audited the accompanying financial statements of Bangladesh Association of Publicly Listed Companies which comprise the statement of financial position as at 30 June 2016, and the statement of comprehensive income and statement of cash flows for the year then ended and a summary of significant accounting policies and other explanatory notes.

MANAGEMENT'S RESPONSIBILITY FOR THE FINANCIAL STATEMENTS

Management is responsible for the preparation and fair presentation of these financial statements in accordance with Bangladesh Financial Reporting Standards (BFRS), and for such internal control as management determines is necessary to enable the preparation of financial statements that are free from material misstatement, whether due to fraud or error.

AUDITORS' RESPONSIBILITY

Our responsibility is to express an opinion on these financial statements based on our audit. We conducted our audit in accordance with Bangladesh Standards on Auditing (BSA). Those standards require that we comply with ethical requirements and plan and perform the audit to obtain reasonable assurance about whether the financial statements are free from material misstatement.

An audit involves performing procedures to obtain audit evidence about the amounts and disclosures in the financial statements. The procedures selected depend on the auditors' judgment, including the assessment of the risks of material misstatement of the financial statements, whether due to fraud or error. In making those risk assessments, the auditors consider internal control relevant to the entity's preparation and fair presentation of the financial statements in order to design audit procedures that are appropriate in the circumstances, but not for the purpose of expressing an opinion on the effectiveness of the entity's internal control. An audit also includes evaluating the appropriateness of accounting policies used and the reasonableness of accounting estimates made by management, as well as evaluating the overall presentation of the financial statements.

We believe that the audit evidence we have obtained is sufficient and appropriate to provide a basis for our audit opinion.

OPINION

In our opinion, the financial statements present fairly, in all material respects, the financial position of Bangladesh Association of Publicly Listed Companies as at 30 June 2016, and its financial performance and its cash flows for the year then ended in accordance with Bangladesh Financial Reporting Standards (BFRS) and comply with applicable laws and regulations.

We also report that:

- (a) We have obtained all the information and explanations which to the best of our knowledge and belief were necessary for the purpose of our audit and made due verification thereof.
- (b) In our opinion, proper books of account as required by law have been kept by the company so far as it appeared from our examination of those books.
- (c) The statement of financial position, and the statement of comprehensive income dealt with by the report are in agreement with the books of account and returns.

Dated: Dhaka
15 October 2016


(A. Qasem & Co.)
Chartered Accountants

BANGLADESH ASSOCIATION OF PUBLICLY LISTED COMPANIES
STATEMENT OF FINANCIAL POSITION
 As at 30 June 2016


	Notes	1 Jan'15 to 30 June'16 Taka	1 Jan' 14 to 31 Dec 2014 Taka
Assets			
Non-current assets			
Property, plant and equipment	3.00	1,007,750	1,203,909
		1,007,750	1,203,909
Current Assets			
Special contributions receivable	4.00	36,000	51,000
Annual subscriptions receivable	5.00	3,790,000	2,322,500
Accounts receivable against BICM	6.00	37,375	63,250
Prepaid insurance	7.00	16,355	4,344
Advance for maintenance charge of Acct. Software	14.07	10,450	-
Advance to IOM	14.08	3,000	2,000
Cash & cash equivalents	8.00	30,799,657	9,899,704
		34,692,837	12,342,798
Total assets		35,700,587	13,546,707
Fund and liabilities			
Fund account			
Fund account	9.00	35,638,508	13,497,597
		35,638,508	13,497,597
Current liabilities			
Liabilities for expenses	10.00	49,829	36,860
Advance received against special contribution	11.00	12,000	12,000
Fund for BICM of SEC	12.00	250	250
		62,079	49,110
Total fund and liabilities		35,700,587	13,546,707

Notes

1. Audit report - page 1.
2. The annexed notes 1-16 form an integral part of these financial statements.


Secretary-General


Vice-President


President

Signed in terms of our report of even date annexed.

Dated: Dhaka
15 October 2016



(A. Qasem & Co.)
Chartered Accountants

BANGLADESH ASSOCIATION OF PUBLICLY LISTED COMPANIES
STATEMENT OF PROFIT OR LOSS & OTHER COMPREHENSIVE INCOME
 For the period ended 30 June 2016


	Notes	1 Jan'15 to 30 June'16 Taka	1 Jan' 14 to 31 Dec 2014 Taka
Income			
Admission fee		1,900,000	1,210,000
Membership subscriptions	13.00	14,522,500	6,197,500
Special contribution		10,500,000	-
Interest on fixed deposit		1,539,129	363,252
Total income (A)		28,461,629	7,770,752
Expenditure			
Administrative expenses	14.00	6,198,278	3,703,290
Financial expenses	15.00	10,815	2,980
Written off receivables	16.00	111,625	232,875
Total expenditure (B)		6,320,718	3,939,145
Excess of Income over expenditure		22,140,911	3,831,607

Footnotes

1. Auditors' report - page 1.
2. The accompanying notes 1-16 form an integral part of these financial statements.


Secretary-General


Vice-President


President

Signed in terms of our report of even date annexed.

Dated: Dhaka
15 October 2016



(A. Qasem & Co.)
Chartered Accountants

BANGLADESH ASSOCIATION OF PUBLICLY LISTED COMPANIES


STATEMENT OF CASH FLOWS

For the period ended 30 June 2016

	1 Jan'15 to 30 June'16 Taka	1 Jan' 14 to 31 Dec 2014 Taka
Cash flows from operating activities		
Excess of income over expenditure	22,140,911	3,831,607
Adjustment for :	331,319	230,530
Depreciation	331,319	230,530
Loss on lost of asset	-	-
Net cash flows before changes in working capital	22,472,231	4,062,137
(Increase) / decrease in current assets:	(1,450,086)	481,125
Annual subscriptions receivable	(1,467,500)	415,000
Special contribution receivable	15,000	37,500
Admission fee outstanding	-	20,000
Accounts receivable against BICM	25,875	8,625
Prepaid Insurance	(12,011)	-
Maintenance Charge for Accounting Software	(10,450)	-
Advance to IOM	(1,000)	-
Increase/ (decrease) in current liabilities	12,969	(16,981)
Liabilities for expenses	12,969	13,019
Accounts payable	-	-
Advance received against annual subscription	-	(30,000)
Net cash (used in)/generated by operating activities	21,035,113	4,526,281
Cash flows from investing activities		
Payments for acquisition of non-current assets	(135,160)	(354,928)
Net cash used in investing activities	(135,160)	(354,928)
Cash flows from financing activities		
Net cash (used in)/generated by financing activities	-	-
Net increase/(decrease) in cash and cash equivalents	20,899,953	4,171,353
Opening cash and cash equivalents	9,899,704	5,728,351
Closing cash and cash equivalents	30,799,657	9,899,704


Secretary-General


Vice-President


President

Signed in terms of our report of even date annexed.

Dated: Dhaka
15 October 2016


(A. Qasem & Co.)
Chartered Accountants

BANGLADESH ASSOCIATION OF PUBLICLY LISTED COMPANIES

NOTE TO THE FINANCIAL STATEMENTS

As at and for the period ended 30 June 2016

1 BACKGROUND OF THE ASSOCIATION

The Association was incorporated on August 30, 1999 as a Company Limited by guarantee under section 28 of the Companies Act, 1994. The members of the Association are the publicly listed companies of the country. There are two classes of members i.e., Ordinary Member and Associate Member. The main objective of the Association is to promote, protect and safeguard the interest of the Listed Companies in Bangladesh. The income or property of the Association shall not be paid or transferred directly or indirectly by way of profit or dividend to the members of the Association.

2 SUMMARY OF THE SIGNIFICANT ACCOUNTING POLICIES

2.01 Accounting policy

The financial statements of the Association have been prepared on going concern basis under historical cost convention following accrual basis of accounting except for cash flow information in accordance with Bangladesh Accounting Standards (BAS).

2.02 Property, plant and equipment

Property plant and equipment are shown at cost less accumulated depreciation.

2.03 Depreciation

Depreciation is charged using reducing balance method at the rates varying from 10% to 20% depending on the nature and estimated useful lives of the property plant and equipment. Calculation of depreciation on addition to property plant and equipment is taken from the date of acquisition of the property plant and equipment.

2.04 Income

The main income of the Association is admission fee and membership subscription, which is accounted for on due basis.

2.05 Reporting period

The reporting period of the Association

covers eighteen months from 01 January 2015 to 30 June 2016.

2.06 Changes in accounting policies

The Association has applied Bangladesh Accounting Standard (BAS) 1 (Revised) from the year of 2011. This BAS has had no material impact on the financial position of the Association.

2.07 Responsibility of the preparation and presentation of the financial statements

The Executive Committee of the Association is responsible for the preparation and presentation of these financial statements.

2.08 Investment in fixed deposit receipts (FDR)

The company has the positive intent and ability to hold FDR to maturity, and as such financial assets are classified as held to maturity. Held-to-maturity financial assets are recognised initially at fair value plus any directly attributable transaction costs. Subsequent to initial recognition, held-to-maturity financial assets are measured at amortised cost using the effective interest method, less any impairment losses.

2.09 Cash and cash equivalents

Cash and cash equivalents comprise cash and bank balances. Bank overdrafts that are repayable on demand form an integral part of the company's cash management are included as a component of cash and cash equivalents for the purpose only of the statement of cash flows.

2.10 General

- i. The financial statements are expressed in Bangladesh Taka and rounded off to the nearest integer.
- ii. Previous year's figures have been rearranged wherever considered necessary to conform to current year's presentation.

BANGLADESH ASSOCIATION OF PUBLICLY LISTED COMPANIES
NOTE TO THE FINANCIAL STATEMENTS

As at and for the period ended 30 June 2016

	1 Jan'15 to 30 June'16 Taka	1 Jan' 14 to 31 Dec 2014 Taka
3.00 Property, plant & equipments		
Opening balance	2,460,010	2,105,082
Add: Addition during the year	135,160	354,928
	2,595,170	2,460,010
Less: Disposal/ adjustment	-	-
	2,595,170	2,460,010
Less: Accumulated depreciation	(1,587,420)	(1,256,101)
Closing balance	1,007,750	1,203,909
For details "Annexure-A" may be referred.		
4.00 Special contribution receivable		
Opening balance	51,000	88,500
Add : Addition during the year	10,500,000	-
	10,551,000	88,500
Less: Received during the year	(10,515,000)	(22,500)
	36,000	66,000
Less: Adjustment during the year	-	(15,000)
Closing balance	36,000	51,000
For details "Annexure-C" may be referred.		
5.00 Annual subscription receivable		
Opening balance	2,322,500	2,737,500
Add: Receivable during the year	14,522,500	6,197,500
	16,845,000	8,935,000
Less: Received during the year	(12,946,250)	(6,387,500)
	3,898,750	2,547,500
Less: Adjustment during the year	(108,750)	(225,000)
Closing balance	3,790,000	2,322,500
For details "Annexure-B" may be referred.		
6.00 Accounts receivable against BICM		
Opening balance	63,250	71,875
Less. Received during the year	(23,000)	(5,750)
	40,250	66,125
Less: Adjustment during the year	(2,875)	(2,875)
Closing balance	37,375	63,250
For details "Annexure-E" may be referred		

BANGLADESH ASSOCIATION OF PUBLICLY LISTED COMPANIES
NOTE TO THE FINANCIAL STATEMENTS
As at and for the period ended 30 June 2016

	1 Jan'15 to 30 June'16 Taka	1 Jan' 14 to 31 Dec 2014 Taka
7.00 Prepaid Insurance		
Opening balance	4,344	4,344
Add: Paid during the Year	48,044	24,022
	52,388	28,366
Less : Current year expenses	(36,033)	(24,022)
Closing balance	16,355	4,344
8.00 Cash and cash equivalents		
Cash in hand	57,144	3,523
Cash at bank (Mutual Trust Bank Limited., Panthapath Branch Account No. 00030210002224)	1,875,568	5,327,328
Fixed Deposit Receipt (FDR)		
(i) FDR No. 56235 (MTBL)	5,036,776	4,568,853
(ii) FDR No. TDR-5750/15 (PFIL)	10,821,541	-
(iii) FDR No. 71567 (MTBL)	6,503,633	-
(iv) FDR No. 1068 (BLIL)	6,504,995	-
	30,799,657	9,899,704
9.00 Fund account		
Opening balance	13,497,597	9,665,990
Add: Excess of income over expenditure	22,140,911	3,831,607
	35,638,508	13,497,597
Add: Prior year adjustment	-	-
Closing balance	35,638,508	13,497,597
10.00 Liabilities for expenses		
Audit Fee	40,250	23,000
Newspaper Bill	1,445	1,450
Telephone Bill	3,696	11,969
Electricity Bill	4,438	441
Total	49,829	36,860
11.00 Advance received against special contribution		
Advance special contribution (Note-11.01)	12,000	12,000
Total	12,000	12,000
11.01 Advance special contribution		
Bangas Limited	6,000	6,000
Alpha Tobacco Mfg Co Ltd.	6,000	6,000
Sub total	12,000	12,000
For details "Annexure-D" may be referred.		

BANGLADESH ASSOCIATION OF PUBLICLY LISTED COMPANIES
NOTE TO THE FINANCIAL STATEMENTS
 As at and for the period ended 30 June 2016

	1 Jan'15 to 30 June'16 Taka	1 Jan' 14 to 31 Dec 2014 Taka
12.00 Fund for BICM of SEC	250	250

According to the requirement of SEC for the establishment of BICM (Bangladesh Institute of Capital Market) Tk.5,00,000 is required for payment to SEC and BAPLC will manage the fund for BICM from its present members (87) as equal contribution that means Tk. 5,00,250 (as equal round figure of contribution).

13.00 Membership subscription

Each and every member has to pay annual subscription as per following rates prescribed in the Articles of Association:

	Amount in Taka	Amount in Taka
Having paid up capital upto Tk. 3 crore	5,000	5,000
Having paid up capital upto Tk. 10 crore	15,000	15,000
Having paid up capital above Tk. 10 crore	30,000	30,000

The members joining during the second half of any calendar year is required to pay 50% of the annual subscription. The detailed amount is, however, shown as follows:

(i) Annual Subscription for 2015

206 Members @ Tk. 30,000	6,180,000	5,400,000
19 Members @ Tk. 15000 (2nd half Membership)	285,000	270,000
28 Members @ Tk. 15,000	420,000	435,000
03 Members @ Tk. 7500 (2nd half Membership)	22,500	7,500
16 Members @ Tk. 5,000	80,000	85,000
02 Members @ Tk. 2500 (2nd half Membership)	5,000	-
Total	6,992,500	6,197,500

(ii) Annual Subscription for 2016

233 Members @ Tk. 30,000	6,990,000
30 Members @ Tk. 15,000	450,000
18 Members @ Tk. 5,000	90,000
Total	7,530,000
Grand Total (Annual Subscription 2015 + 2016)	14,522,500

BANGLADESH ASSOCIATION OF PUBLICLY LISTED COMPANIES
NOTE TO THE FINANCIAL STATEMENTS

As at and for the period ended 30 June 2016

	1 Jan'15 to 30 June'16 Taka	1 Jan' 14 to 31 Dec 2014 Taka
14.00 Administrative expenses		
Salary & Allowances	3,124,950	1,846,000
Office Stationery	198,398	155,509
Entertainment	34,524	8,020
Conveyance	127,500	54,845
Audit fee (Note-14.1)	40,250	23,000
Consultancy fee(Note-14.2)	60,000	40,000
Fuel & Lubricants	346,115	227,403
Printing	101,551	193,200
Postage & Courier	87,943	37,969
Computer Maintenance	35,360	29,860
News Paper Bill (Note-14.3)	25,131	17,640
Telephone Bill (Note-14.4)	126,180	71,419
Electricity Bill (Note-14.5)	38,497	19,598
Office Rent(Note-14.6)	684,000	420,000
Office Maintenance	68,696	59,744
Yearly Maintenance Charge of Accounting Software (Note 14.7)	31,350	-
AGM Expenses	80,581	-
Car Maintenance	88,113	124,734
Photocopier Maintenance (Note-14.8)	9,400	10,200
TDS	241,036	-
MOA Amendment	20,000	-
Gift & Memento	25,000	-
Subscription to FBCCI	50,000	25,000
FBCCI Eleciton Fee	12,500	-
Insurance Premium	36,033	24,022
Internet Bill	58,283	32,600
Telephone Maintenance	5,200	6,650
ECM Expenses	48,877	9,340
Annual Return Expenses	-	10,022
Photographs & Videos	30,500	15,000
AC maintenance	4,000	4,500
Books & Publications	7,920	1,535
Miscellaneous	19,070	4,950
Depreciation (Annex-A)	331,319	230,530
	6,198,278	3,703,290
14.01 Audit fee		
Paid during the year	23,000	17,250
Add: Current year due	40,250	23,000
	63,250	40,250
Less: Last year due	(23,000)	(17,250)
	40,250	23,000

BANGLADESH ASSOCIATION OF PUBLICLY LISTED COMPANIES
NOTE TO THE FINANCIAL STATEMENTS

As at and for the period ended 30 June 2016

	1 Jan'15 to 30 June'16 Taka	1 Jan' 14 to 31 Dec 2014 Taka
14.02 Consultancy fee		
Paid during the year	60,000	40,000
Add: Current year due	-	-
	60,000	40,000
Less : Last year due	-	-
Sub total	60,000	40,000
14.03 Newspaper bill		
Paid during the year	25,136	17,640
Add: Current year due	1,445	1,450
	26,581	19,090
Less : Last year due	(1,450)	(1,450)
Sub total	25,131	17,640
14.04 Telephone bill		
Paid during the year	134,453	63,892
Add: Current year due	3,696	11,969
	138,149	75,861
Less : Last year due	(11,969)	(4,442)
Sub total	126,180	71,419
14.05 Electricity bill		
Paid during the year	34,500	19,856
Add: Current year due	4,438	441
	38,938	20,297
Less : Last year due	(441)	(699)
Sub total	38,497	19,598
14.06 Office rent		
Paid during the year	684,000	420,000
Add: Current year due	-	-
	684,000	420,000
Less : Last year due	-	-
Sub total	684,000	420,000
14.07 Yearly maintenance charge of accounting software		
Paid during the year	41,800	-
Add: Last year advance	-	-
	41,800	-
Less: Advance for next year	(10,450)	-
Sub total	31,350	-

BANGLADESH ASSOCIATION OF PUBLICLY LISTED COMPANIES
NOTE TO THE FINANCIAL STATEMENTS

As at and for the period ended 30 June 2016


	1 Jan'15 to 30 June'16 Taka	1 Jan' 14 to 31 Dec 2014 Taka
14.08 Photocopier maintenance		
Paid during the year	10,400	10,200
Add: Last year advance	2,000	2,000
	12,400	12,200
Less: Advance for next year	(3,000)	(2,000)
Sub total	9,400	10,200
15.00 Financial expenses		
Bank charge	10,815	2,980
Total	10,815	2,980

16.00 Written off receivables :

Particulars	Annual Subs.	BICM	Total
Meghna Vegetable Oil Ind. Ltd.	43,125	1,4374	4,562
Eagle Star Textile Mills Ltd.	65,625	1,438	67,063
Grand Total	108,750	2,875	111,625


Secretary-General


Vice-President


President

Signed in terms of our report of even date annexed.

Dated: Dhaka
15 October 2016


(A. Qasem & Co.)
Chartered Accountants



BANGLADESH ASSOCIATION OF PUBLICLY LISTED COMPANIES
SCHEDULE OF NON-CURRENT ASSETS
 As at 30 June 2016

Annexure-A

Particulars	Cost				Rate of Depreciation	Cost				
	Balance at 01 January 2015	Addition During The Period	Disposal/ Adjustment during the Period	Balance as at 30 June 2016		Balance as at 01 January 2015	Charged during the period	Adjustment during the period	Balance as at 30 June 2016	Written down value as at 30 June 2016
Motor Vehicle	1,588,000	-	-	1,588,000	20%	912,162	202,752	-	1,114,914	473,086
Computer & Accessories	212,050	56,500	-	268,550	15%	110,707	27,040	-	137,747	130,803
Photocopy Machine	131,000	-	-	131,000	15%	63,348	15,222	-	78,570	52,430
Furniture & Fixture	159,237	-	-	159,237	10%	41,323	17,687	-	59,010	100,227
Fax Machine	50,950	-	-	50,950	15%	38,758	2,743	-	41,501	9,449
Office Equipment	9,600	-	-	9,600	15%	7,175	546	-	7,721	1,879
Telephone & Mobile set	35,283	3,660	-	38,943	15%	23,373	3,421	-	26,794	12,149
Printer	33,940	-	-	33,940	15%	13,916	4,505	-	18,421	15,519
Air Cooler	139,950	-	-	139,950	15%	38,672	22,788	-	61,460	78,490
Accounting software	100,000	-	-	100,000	20%	6,667	28,000	-	34,667	65,333
BAPLC Website		75,000	-	75,000	20%	-	6,616	-	6,616	68,384
Total in 2015-2016	2,460,010	135,160	-	2,595,170		1,256,101	331,319	-	1,587,420	1,007,750
Total for the year 2014	2,105,082	354,928	-	2,460,010		1,025,571	230,530	-	1,256,101	1,203,909



BANGLADESH ASSOCIATION OF PUBLICLY LISTED COMPANIES
SCHEDULE OF ANNUAL SUBSCRIPTION RECEIVABLE
As at 30 June 2016

Annexure-B

Sl. No.	Particulars	Balance as at 01 January 2015	Receivable during the year 2015	Receivable during the year 2016	Received during the Period	Adjustment during the Period	Balance as at 30 June 2016
1	Aamra Technologies Ltd.	-	30,000	30,000	60,000	-	-
2	AB Bank Ltd.	-	30,000	30,000	60,000	-	-
3	ACI Formulations Ltd.	-	30,000	30,000	60,000	-	-
4	Active Fine Chemicals Ltd.	-	30,000	30,000	60,000	-	-
5	Advanced Chemical Industries Ltd.	-	30,000	30,000	60,000	-	-
6	AFC Agro Biotech Ltd.	-	30,000	30,000	60,000	-	-
7	Aftab Automobiles Ltd.	-	30,000	30,000	60,000	-	-
8	Agni System Ltd.	-	30,000	30,000	-	-	60,000
9	Agrani Insurance Co. Ltd.	-	30,000	30,000	60,000	-	-
10	Agricultural Marketing Co. Ltd.	-	15,000	15,000	30,000	-	-
11	Al-Arafah Islami Bank Ltd.	-	30,000	30,000	60,000	-	-
12	Alhaj Textile Mills Ltd.	-	30,000	30,000	60,000	-	-
13	Alltex Industries Ltd.	180,000	30,000	30,000	210,000	-	30,000
14	Alpha Tobacco Mfg. Co. Ltd.	-	5,000	5,000	10,000	-	-
15	Ambee Pharmaceuticals Ltd.	-	5,000	5,000	5,000	-	5,000
16	Anlima Yarn Dyeing Ltd.	-	-	30,000	30,000	-	-
17	Anwar Galvanizing Ltd.	-	30,000	30,000	60,000	-	-
18	Apex Foods Ltd.	-	15,000	15,000	30,000	-	-
19	Apex Footwear Ltd.	-	30,000	30,000	60,000	-	-
20	Apex Spining & Knitting Mills Ltd.	-	15,000	15,000	30,000	-	-
21	Apex Tannery Ltd.	-	30,000	30,000	60,000	-	-
22	Apex Weaving & Finishing Mills Ltd.	180,000	30,000	30,000	-	-	240,000
23	Appollo Ispat Complex Ltd.	-	30,000	30,000	30,000	-	30,000
24	Aramit Cement Ltd.	-	30,000	30,000	60,000	-	-
25	Aramit Ltd.	-	15,000	15,000	30,000	-	-
26	Argon Denims Ltd.	-	30,000	30,000	60,000	-	-
27	Asia Insurance Ltd.	-	30,000	30,000	60,000	-	-
28	Asia Pacific General Ins. Co. Ltd.	-	30,000	30,000	60,000	-	-
29	Aziz Pipes Ltd.	-	15,000	15,000	15,000	-	15,000
30	Bangas Ltd.	50,000	15,000	15,000	-	-	80,000
31	Bangladesh Autocars Ltd.	112,500	15,000	15,000	-	-	142,500
32	Bangladesh Building Systems Ltd.	-	30,000	30,000	60,000	-	-
33	Bangladesh Export Import Co. Ltd.	-	30,000	30,000	60,000	-	-
34	Bangladesh Finance & Inv. Co. Ltd.	-	30,000	30,000	60,000	-	-
35	Bangladesh General Insurance Co. Ltd.	-	30,000	30,000	60,000	-	-
36	Bangladesh Industrial Finance Co. Ltd.	-	30,000	30,000	60,000	-	-
37	Bangladesh Lamps Ltd.	-	15,000	15,000	30,000	-	-
38	Bangladesh Monospool Paper Mfg. Co. Ltd.	-	5,000	5,000	10,000	-	-
39	Bangladesh Plantation Ltd.	30,000	5,000	5,000	-	-	40,000
40	Bangladesh Services Ltd.	-	30,000	30,000	60,000	-	-

BANGLADESH ASSOCIATION OF PUBLICLY LISTED COMPANIES
SCHEDULE OF ANNUAL SUBSCRIPTION RECEIVABLE
As at 30 June 2016

Sl. No.	Particulars	Balance as at 01 January 2015	Receivable during the year 2015	Receivable during the year 2016	Received during the Period	Adjustment during the Period	Balance as at 30 June 2016
41	Bangladesh Shipping Corporation	-	30,000	30,000	60,000	-	-
42	Bangladesh Steel Re-Rolling Mills Ltd.	-	30,000	30,000	60,000	-	-
43	Bangladesh Submarine Cable Co. Ltd.	-	30,000	30,000	60,000	-	-
44	Bangladesh Thai Alluminium Ltd.	180,000	30,000	30,000	240,000	-	-
45	Bank Asia Ltd.	-	30,000	30,000	60,000	-	-
46	Baraka Power Ltd.	-	30,000	30,000	60,000	-	-
47	Bata Shoe Co. (Bangladesh) Ltd.	-	30,000	30,000	60,000	-	-
48	Bay Leasing & Investment Ltd.	-	30,000	30,000	30,000	-	30,000
49	BD Com Online Ltd.	-	30,000	30,000	60,000	-	-
50	Beacon Pharmaceuticals Ltd.	-	30,000	30,000	30,000	-	30,000
51	Bengal Biscuits Ltd.	-	15,000	15,000	15,000	-	15,000
52	Bengal Fine Ceramics Ltd.	112,500	15,000	15,000	-	-	142,500
53	Bengal Windsor Thermoplastics Ltd.	-	30,000	30,000	30,000	-	30,000
54	Berger Paints Bangladesh Ltd.	-	30,000	30,000	60,000	-	-
55	Beximco Pharmaceuticals Ltd.	-	30,000	30,000	60,000	-	-
56	Beximco Synthetics Ltd.	-	30,000	30,000	60,000	-	-
57	Brac Bank Ltd.	-	30,000	30,000	60,000	-	-
58	British American Tobacco BD. Co. Ltd.	-	-	30,000	30,000	-	-
59	BSRM Steels Ltd.	-	30,000	30,000	60,000	-	-
60	C & A Textiles Ltd.	-	15,000	30,000	45,000	-	-
61	Central Insurance Co. Ltd.	-	30,000	30,000	60,000	-	-
62	Central Pharmaceuticals Ltd.	-	30,000	30,000	30,000	-	30,000
63	City General Ins. Co. Ltd.	-	30,000	30,000	30,000	-	30,000
64	Confidence Cement Ltd.	-	30,000	30,000	60,000	-	-
65	Continental Insurance Ltd.	-	30,000	30,000	60,000	-	-
66	CVO Petrochemical Refinery Ltd.	-	30,000	30,000	60,000	-	-
67	Daffodil Computers Ltd.	-	30,000	30,000	30,000	-	30,000
68	Delta Brac Housing Finance Corp. Ltd.	-	30,000	30,000	30,000	-	30,000
69	Delta Life Insurance Co. Ltd.	-	30,000	30,000	60,000	-	-
70	Delta Spinners Ltd.	-	15,000	30,000	45,000	-	-
71	Desh Garments Ltd.	-	15,000	15,000	30,000	-	-
72	Deshbandhu Polymer Ltd.	-	30,000	30,000	60,000	-	-
73	Dhaka Bank Ltd.	-	30,000	30,000	30,000	-	30,000
74	Dhaka Electric Supply Co. Ltd.	-	30,000	30,000	60,000	-	-
75	Dhaka Insurance Ltd.	-	30,000	30,000	60,000	-	-
76	Dulamia Cotton Spinning Mills Ltd.	-	7,500	15,000	7,500	-	15,000
77	Dutch Bangla Bank Ltd.	-	30,000	30,000	60,000	-	-
78	Eagle Star Textile Mills Ltd.	101,250	15,000	15,000	65,625	65,625	-
79	Eastern Bank Ltd.	-	30,000	30,000	60,000	-	-
80	Eastern Housing Ltd.	-	30,000	30,000	60,000	-	-

BANGLADESH ASSOCIATION OF PUBLICLY LISTED COMPANIES
SCHEDULE OF ANNUAL SUBSCRIPTION RECEIVABLE
As at 30 June 2016

Sl. No.	Particulars	Balance as at 01 January 2015	Receivable during the year 2015	Receivable during the year 2016	Received during the Period	Adjustment during the Period	Balance as at 30 June 2016
81	Eastern Insurance Co. Ltd.	-	30,000	30,000	-	-	60,000
82	Eastern Lubricants Blenders Ltd.	-	5,000	5,000	10,000	-	-
83	Eastland Insurance Co. Ltd.	-	30,000	30,000	60,000	-	-
84	Emerald Oil Industries Ltd.	-	30,000	30,000	30,000	-	30,000
85	Envoy Textiles Ltd.	-	30,000	30,000	60,000	-	-
86	Excelsior Shoes Ltd.	-	30,000	30,000	-	-	60,000
87	Export Import Bank of Bangladesh Ltd.	-	30,000	30,000	60,000	-	-
88	FAR Chemical Ltd.	-	30,000	30,000	30,000	-	30,000
89	Far East Knitting & Dyeing Ltd.	-	15,000	30,000	45,000	-	-
90	Fareast Finance & Investment Ltd.	-	30,000	30,000	60,000	-	-
91	Fareast Islami Life Insurance Co. Ltd.	-	30,000	30,000	60,000	-	-
92	FAS Finance & Investment Ltd.	-	30,000	30,000	60,000	-	-
93	Federal Insurance Co. Ltd.	-	30,000	30,000	-	-	60,000
94	First Finance Ltd.	-	30,000	30,000	60,000	-	-
95	First Security Islami Bank Ltd.	-	30,000	30,000	30,000	-	30,000
96	Fu-Wang Ceramic Industries Ltd.	-	30,000	30,000	60,000	-	-
97	Fu-Wang Foods Ltd.	-	30,000	30,000	60,000	-	-
98	GBB Power Ltd.	-	30,000	30,000	60,000	-	-
99	Gemini Sea Food Ltd.	-	5,000	5,000	10,000	-	-
100	Generation Next Fashions Ltd.	-	30,000	30,000	30,000	-	30,000
101	GlaxoSmithKline Bangladesh Ltd.	-	30,000	30,000	60,000	-	-
102	Global Heavy Chemicals Ltd.	-	30,000	30,000	60,000	-	-
103	Global Insurance Ltd.	-	30,000	30,000	60,000	-	-
104	Golden Harvest Agro Industries Ltd.	-	15,000	30,000	45,000	-	-
105	Golden Son Ltd.	-	30,000	30,000	30,000	-	30,000
106	GPH Ispat Ltd.	-	30,000	30,000	60,000	-	-
107	GQ Ball Pen Industries Ltd.	-	15,000	15,000	15,000	-	15,000
108	Grameenphone Ltd.	-	30,000	30,000	60,000	-	-
109	Green Delta Insurance Co. Ltd.	-	30,000	30,000	60,000	-	-
110	GSP Finance Co. (BD) Ltd.	-	30,000	30,000	60,000	-	-
111	GULF Foods Ltd.	30,000	15,000	15,000	-	-	60,000
112	H. R. Textile Mills Ltd.	-	30,000	30,000	60,000	-	-
113	Hamid Fabrics Ltd.	-	30,000	30,000	60,000	-	-
114	Heidelberg Cement Bangladesh Ltd.	-	30,000	30,000	60,000	-	-
115	Himadri Ltd.	-	5,000	5,000	10,000	-	-
116	HWA Well Textile (BD) Ltd.	-	15,000	30,000	45,000	-	-
117	ICB Islamic Bank Ltd.	-	30,000	30,000	60,000	-	-
118	IDLC Finance Ltd.	-	30,000	30,000	60,000	-	-
119	Ifad Autos Ltd.	-	15,000	30,000	45,000	-	-
120	IFIC Bank Ltd.	-	30,000	30,000	60,000	-	-

BANGLADESH ASSOCIATION OF PUBLICLY LISTED COMPANIES
SCHEDULE OF ANNUAL SUBSCRIPTION RECEIVABLE
As at 30 June 2016

Sl. No.	Particulars	Balance as at 01 January 2015	Receivable during the year 2015	Receivable during the year 2016	Received during the Period	Adjustment during the Period	Balance as at 30 June 2016
121	Imam Button Ind. Ltd.	-	15,000	15,000	30,000	-	-
122	Information Services Network Ltd.	-	30,000	30,000	30,000	-	30,000
123	Infomation Technology Consultants Ltd.	-	-	30,000	30,000	-	-
124	InTech Ltd.	90,000	30,000	30,000	-	-	150,000
125	International Leasing & Fin. Services Ltd.	30,000	30,000	30,000	90,000	-	-
126	Investment Corporation of BD. (ICB)	-	30,000	30,000	60,000	-	-
127	IPDC of Bangladesh Ltd.	-	30,000	30,000	60,000	-	-
128	Islami Bank Bangladesh Ltd.	-	30,000	30,000	60,000	-	-
129	Islami Insurance Bangladesh Ltd.	-	30,000	30,000	30,000	-	30,000
130	Islamic Finance and Investment Ltd.	-	30,000	30,000	60,000	-	-
131	Jamuna Bank Ltd.	-	30,000	30,000	60,000	-	-
132	Jamuna Oil Co. Ltd.	-	30,000	30,000	60,000	-	-
133	Janata Insurance Co. Ltd.	-	30,000	30,000	30,000	-	30,000
134	JMI Syringes & Medical Devices Ltd.	-	30,000	30,000	60,000	-	-
135	Jute Spinners Ltd.	-	5,000	5,000	-	-	10,000
136	Karnaphuli Insurance Co. Ltd.	60,000	30,000	30,000	120,000	-	-
137	Kay & Que (Bangladesh) Ltd.	-	15,000	15,000	15,000	-	15,000
138	KDS Accessories Ltd.	-	15,000	30,000	45,000	-	-
139	Keya Cosmetics Ltd.	-	15,000	30,000	45,000	-	-
140	Khulna Power Company Ltd.	-	30,000	30,000	60,000	-	-
141	Khulna Printing & Packaging Ltd.	-	30,000	30,000	60,000	-	-
142	Kohinoor Chemical Co.(BD) Ltd.	-	30,000	30,000	60,000	-	-
143	Lafarge Surma Cement Ind. Ltd.	-	30,000	30,000	60,000	-	-
144	Lanka Bangla Finance Ltd.	-	30,000	30,000	60,000	-	-
145	Libra Infusions Ltd.	-	5,000	5,000	10,000	-	-
146	Linde Bangladesh Ltd.	-	30,000	30,000	30,000	-	30,000
147	M. I. Cement Ltd.	-	30,000	30,000	60,000	-	-
148	Maksons Spinning Mills Ltd.	-	30,000	30,000	30,000	-	30,000
149	Malek Spinning Mills Ltd.	-	30,000	30,000	60,000	-	-
150	Marico Bangladesh Ltd.	-	30,000	30,000	60,000	-	-
151	Matin Spinning Mills Ltd.	-	30,000	30,000	60,000	-	-
152	Meghna Condensed Milk Ind. Ltd.	120,000	30,000	30,000	-	-	180,000
153	Meghna Life Insurance Co. Ltd.	-	30,000	30,000	30,000	-	30,000
154	Meghna Pet Ind. Ltd.	120,000	30,000	30,000	-	-	180,000
155	Meghna Petroleum Ltd.	-	30,000	30,000	60,000	-	-
156	Meghna Vegetable Oil Ind. Ltd.	86,250	15,000	15,000	73,125	43,125	-
157	Mercantile Bank Ltd.	-	30,000	30,000	60,000	-	-
158	Mercantile Insurance Co. Ltd.	-	30,000	30,000	60,000	-	-
159	Metro Spinning Ltd.	-	30,000	30,000	30,000	-	30,000
160	Midas Financing Ltd.	-	30,000	30,000	60,000	-	-

BANGLADESH ASSOCIATION OF PUBLICLY LISTED COMPANIES
SCHEDULE OF ANNUAL SUBSCRIPTION RECEIVABLE
As at 30 June 2016

Sl. No.	Particulars	Balance as at 01 January 2015	Receivable during the year 2015	Receivable during the year 2016	Received during the Period	Adjustment during the Period	Balance as at 30 June 2016
161	Miracle Industries Ltd.	-	15,000	30,000	45,000	-	-
162	Mithun Knitting & Dyeing (CEPZ) Ltd.	165,000	30,000	30,000	-	-	225,000
163	MJL Bangladesh Ltd.	-	30,000	30,000	30,000	-	30,000
164	Modern Dyeing & Screen Printing Ltd.	-	5,000	5,000	-	-	10,000
165	Modern Industries (BD) Ltd.	-	5,000	5,000	10,000	-	-
166	Monno Ceramics Ind. Ltd.	-	15,000	30,000	45,000	-	-
167	Monno Jute Stafflers Ltd.	-	2,500	5,000	7,500	-	-
168	Mozaffar Hossain Spinning Mills Ltd.	-	15,000	30,000	15,000	-	30,000
169	Mutual Trust Bank Ltd.	-	30,000	30,000	30,000	-	30,000
170	National Bank Ltd.	-	30,000	30,000	60,000	-	-
171	National Credit and Commerce Bank Ltd.	-	30,000	30,000	60,000	-	-
172	National Housing Finance & Inv. Ltd.	-	30,000	30,000	60,000	-	-
173	National Life Insurance Co. Ltd.	-	30,000	30,000	60,000	-	-
174	National Polymer Industries Ltd.	-	30,000	30,000	30,000	-	30,000
175	National Tea Co. Ltd.	-	15,000	15,000	30,000	-	-
176	Navana CNG Ltd.	-	30,000	30,000	60,000	-	-
177	Niloy Cement Industries Ltd.	-	15,000	15,000	-	-	30,000
178	Nitol Insurance Co. Ltd.	-	30,000	30,000	60,000	-	-
179	Northern General Ins. Co. Ltd.	-	-	30,000	30,000	-	-
180	Northern Jute Mfg. Co. Ltd.	-	5,000	5,000	10,000	-	-
181	Ocean Containers Ltd.	60,000	30,000	30,000	-	-	120,000
182	Olympic Accessories Ltd.	-	15,000	30,000	15,000	-	30,000
183	Olympic Industries Ltd.	-	30,000	30,000	60,000	-	-
184	ONE Bank Ltd.	-	30,000	30,000	60,000	-	-
185	Orion Infusion Ltd.	60,000	30,000	30,000	90,000	-	30,000
186	Orion Pharma Ltd.	-	15,000	30,000	15,000	-	30,000
187	Padma Islami Life Ins. Ltd.	-	30,000	30,000	60,000	-	-
188	Padma Oil Co. Ltd.	-	30,000	30,000	60,000	-	-
189	Paper Processing & Packeging Ltd.	-	5,000	5,000	10,000	-	-
190	Paramount Insurance Co. Ltd.	-	30,000	30,000	60,000	-	-
191	Paramount Textile Ltd.	-	30,000	30,000	60,000	-	-
192	Peoples Insurance Co. Ltd.	-	30,000	30,000	60,000	-	-
193	Peoples Leasing and Financial Services Ltd.	-	30,000	30,000	30,000	-	30,000
194	Perfume Chemical Industries Ltd.	105,000	15,000	15,000	-	-	135,000
195	Pharma AIDs Ltd.	-	15,000	15,000	30,000	-	-
196	Phoenix Finance & Investment Ltd.	-	30,000	30,000	60,000	-	-
197	Phoenix Insurance Co. Ltd.	-	30,000	30,000	-	-	60,000
198	Phoenix Leather Complex Ltd.	-	5,000	5,000	10,000	-	-
199	Pioneer Insurance Co. Ltd.	-	30,000	30,000	60,000	-	-
200	Popular Life Insurance Co. Ltd.	-	30,000	30,000	60,000	-	-

BANGLADESH ASSOCIATION OF PUBLICLY LISTED COMPANIES
SCHEDULE OF ANNUAL SUBSCRIPTION RECEIVABLE
As at 30 June 2016

Sl. No.	Particulars	Balance as at 01 January 2015	Receivable during the year 2015	Receivable during the year 2016	Received during the Period	Adjustment during the Period	Balance as at 30 June 2016
201	Pragati Insurance Ltd.	-	30,000	30,000	30,000	-	30,000
202	Pragati Life Insurance Ltd.	-	15,000	30,000	45,000	-	-
203	Premier Cement Mills Ltd.	-	30,000	30,000	30,000	-	30,000
204	Premier Leasing & Finance Ltd.	-	30,000	30,000	60,000	-	-
205	Prime Bank Ltd.	-	30,000	30,000	60,000	-	-
206	Prime Finance & Investment Ltd.	-	30,000	30,000	60,000	-	-
207	Prime Insurance Company Ltd.	-	30,000	30,000	60,000	-	-
208	Prime Islami Life Ins. Ltd.	-	30,000	30,000	60,000	-	-
209	Prime Textile Spinning Mills Ltd.	-	30,000	30,000	60,000	-	-
210	Prograssive Life Ins. Co. Ltd.	-	30,000	30,000	60,000	-	-
211	Provati Insurance Co. Ltd.	-	15,000	30,000	45,000	-	-
212	Pubali Bank Ltd.	-	30,000	30,000	60,000	-	-
213	Purabi General Ins. Co. Ltd.	-	-	30,000	30,000	-	-
214	Quasem Drycells Ltd.	-	30,000	30,000	60,000	-	-
215	R.A.K. Ceramics (Bangladesh) Ltd.	-	30,000	30,000	60,000	-	-
216	R.N. Spinning Mills Ltd.	-	30,000	30,000	-	-	60,000
217	Rahim Textile Mills Ltd.	-	15,000	15,000	30,000	-	-
218	Rangpur Dairy & Food Products Ltd.	30,000	30,000	30,000	60,000	-	30,000
219	Rangpur Foundry Ltd.	-	15,000	15,000	30,000	-	-
220	Ratanpur Steel Re-Rolling Mills Ltd.	-	15,000	30,000	45,000	-	-
221	Reckitt Benckiser (Bangladesh) Ltd.	-	15,000	15,000	30,000	-	-
222	Regent Textile Mills Ltd.	-	-	30,000	30,000	-	-
223	Reliance Insurance Ltd.	-	30,000	30,000	60,000	-	-
224	Renata Ltd.	-	30,000	30,000	60,000	-	-
225	Renwick, Jajneswar & Co. (BD) Ltd.	-	2,500	5,000	7,500	-	-
226	Republic Insurance Co. Ltd.	-	30,000	30,000	30,000	-	30,000
227	Rupali Bank Ltd.	-	30,000	30,000	60,000	-	-
228	Rupali Insurance Co. Ltd.	-	30,000	30,000	-	-	60,000
229	Rupali Life Insurance Co. Ltd.	-	30,000	30,000	60,000	-	-
230	S. Alam Cold Rolled Steels Ltd.	-	30,000	30,000	60,000	-	-
231	Safko Spining Mills Ltd.	-	-	30,000	30,000	-	-
232	Saif Powertec Ltd.	-	15,000	30,000	45,000	-	-
233	Saiham Cotton Mills Ltd.	-	30,000	30,000	60,000	-	-
234	Saiham Textile Mills Ltd.	-	30,000	30,000	60,000	-	-
235	Samorita Hospital Ltd.	-	30,000	30,000	60,000	-	-
236	Sandhani Life Ins. Co. Ltd.	-	30,000	30,000	60,000	-	-
237	Shahjalal Islami Bank Ltd.	-	30,000	30,000	60,000	-	-
238	Shahjibazar Power Co. Ltd.	-	30,000	30,000	60,000	-	-
239	Shasha Denims Ltd.	-	15,000	30,000	45,000	-	-
240	Shinepukur Ceramics Ltd.	-	30,000	30,000	60,000	-	-

BANGLADESH ASSOCIATION OF PUBLICLY LISTED COMPANIES
SCHEDULE OF ANNUAL SUBSCRIPTION RECEIVABLE
As at 30 June 2016

Sl. No.	Particulars	Balance as at 01 January 2015	Receivable during the year 2015	Receivable during the year 2016	Received during the Period	Adjustment during the Period	Balance as at 30 June 2016
241	Shurwid Industries Ltd.	-	30,000	30,000	60,000	-	-
242	Shyampur Sugar Mills Ltd.	-	7,500	15,000	22,500	-	-
243	Singer Bangladesh Ltd.	-	30,000	30,000	60,000	-	-
244	Sinobangla Industries Ltd.	-	15,000	30,000	45,000	-	-
245	Social Islami Bank Ltd.	-	30,000	30,000	60,000	-	-
246	Sonali Aansh Industries Ltd.	-	5,000	5,000	10,000	-	-
247	Sonali Paper and Board Mills Ltd.	-	15,000	15,000	30,000	-	-
248	Sonar Bangla Insurance Ltd.	-	30,000	30,000	60,000	-	-
249	Sonargaon Textiles Limited	-	30,000	30,000	30,000	-	30,000
250	Southeast Bank Ltd.	-	30,000	30,000	60,000	-	-
251	Square Pharmaceuticals Limited	-	30,000	30,000	60,000	-	-
252	Square Textiles Ltd.	-	30,000	30,000	60,000	-	-
253	Standard Bank Ltd.	-	30,000	30,000	60,000	-	-
254	Standard Ceramic Industries Ltd.	-	15,000	15,000	30,000	-	-
255	Standard Insurance Ltd.	-	30,000	30,000	30,000	-	30,000
256	Stylecraft Limited	-	5,000	5,000	10,000	-	-
257	Summit Alliance Port Ltd.	30,000	30,000	30,000	60,000	-	30,000
258	Summit Power Ltd.	-	30,000	30,000	60,000	-	-
259	Summit Pubbranchol Power Co. Ltd.	-	30,000	30,000	60,000	-	-
260	Sunlife Insurance Co. Ltd.	-	30,000	30,000	60,000	-	-
261	Takaful Islami Insurance Ltd.	-	30,000	30,000	60,000	-	-
262	Tallu Spinning Mills Limited	180,000	30,000	30,000	-	-	240,000
263	The City Bank Limited	150,000	30,000	30,000	180,000	-	30,000
264	The Ibn Sina Pharma Ind. Ltd.	-	30,000	30,000	60,000	-	-
265	The Peninsula Chittagong Ltd.	-	30,000	30,000	30,000	-	30,000
266	The Premier Bank Ltd.	-	30,000	30,000	60,000	-	-
267	Titas Gas T. & D. Co. Ltd.	-	30,000	30,000	60,000	-	-
268	Trust Bank Ltd.	-	30,000	30,000	60,000	-	-
269	Union Capital Ltd.	-	30,000	30,000	60,000	-	-
270	Unique Hotel & Resorts Ltd.	-	30,000	30,000	60,000	-	-
271	United Airways (BD) Ltd.	-	30,000	30,000	-	-	60,000
272	United Commercial Bank Ltd.	-	30,000	30,000	60,000	-	-
273	United Finance Ltd.	-	30,000	30,000	30,000	-	30,000
274	United Insurance Co. Ltd.	-	30,000	30,000	60,000	-	-
275	United Power Generation & Distribution Co. Ltd.	-	15,000	30,000	45,000	-	-
276	Usmania Glass Sheet Factory Ltd.	-	30,000	30,000	60,000	-	-
277	Uttara Bank Ltd.	-	30,000	30,000	60,000	-	-
278	Uttara Finance & Inv. Ltd.	30,000	30,000	30,000	90,000	-	-
279	WATA Chemicals Ltd.	-	15,000	15,000	15,000	-	15,000
280	Zahintex Industries Ltd.	30,000	30,000	30,000	60,000	-	30,000
281	Zeal Banlga Sugar Mills Ltd.	-	7,500	15,000	22,500	-	-
Total		2,322,500	6,992,500	7,530,000	12,946,250	108,750	3,790,000

BANGLADESH ASSOCIATION OF PUBLICLY LISTED COMPANIES
SCHEDULE OF SPECIAL CONTRIBUTION RECEIVABLE
 As at 30 June 2016

Annexure-C

Sl. No.	Particulars	Balance as at 1 January 2015	Receivable during the Period	Received during the Period	Adjustment During the Period	Balance as at 30 June 2016
01	Alhaj Textile Mills Limited	18,000	-	-	-	18,000
02	Bangladesh Thai Aluminium Limited	15,000	-	15,000	-	-
03	Libra Infusions Limited	18,000	-	-	-	18,000
04	Square Textiles Ltd.	-	1,000,000	1,000,000	-	-
05	Summit Power Ltd.	-	1,000,000	1,000,000	-	-
06	Green Delta Insurance Co. Ltd.	-	1,000,000	1,000,000	-	-
07	MJL Bangladesh Ltd.	-	1,000,000	1,000,000	-	-
08	Apex Spinning & Knitting Mills Ltd.	-	1,000,000	1,000,000	-	-
09	Sonali Paper & Board Mills Ltd.	-	500,000	500,000	-	-
10	Malek Spinning Mills Ltd.	-	1,000,000	1,000,000	-	-
11	Kohinoor Chemical Co. (BD) Ltd.	-	1,000,000	1,000,000	-	-
12	Apex Footwear Ltd.	-	1,000,000	1,000,000	-	-
13	Uttara Finance & Investment Ltd.	-	1,000,000	1,000,000	-	-
14	Hamid Fabrics Ltd.	-	1,000,000	1,000,000	-	-
	Total	51,000	10,500,000	10,515,000	-	36,000

BANGLADESH ASSOCIATION OF PUBLICLY LISTED COMPANIES
SCHEDULE OF ADVANCE SPECIAL CONTRIBUTIONS
 As at 30 June 2016

Annexure-D

Sl. No.	Particulars	Balance as at 1 January 2015	Received during the Period	Payment during the Period	Adjustment During the Period	Balance as at 30 June 2016
01	Bangas Limited	6,000	-	-	-	6,000
02	Alpha Tobacco Mfg. Co. Ltd.	6,000	-	-	-	6,000
	Total	12,000	-	-	-	12,000

BANGLADESH ASSOCIATION OF PUBLICLY LISTED COMPANIES
SCHEDULE OF ACCOUNTS RECEIVABLE AGAINST BICM
 As at 30 June 2016

Annexure-E

Sl. No.	Particulars	Balance as at 1 January 2015	Receivable during the Period	Received during the Period	Adjustment During the Period	Balance as at 30 June 2016
01	Alhaj Textile Mills Limited	5,750	-	-	-	5,750
02	Altex Industries Ltd.	2,875	-	2,875	-	-
03	Apex Weaving & Finishing Mills Ltd.	2,875	-	-	-	2,875
04	Bangas Limited	5,750	-	-	-	5,750
05	Bangladesh Autocars Limited	2,875	-	-	-	2,875
06	Bangladesh Plantation Ltd.	5,750	-	-	-	5,750
07	Bangladesh Thai Aluminium Ltd.	5,750	-	5,750	-	-
08	Bengal Fine Ceramics Limited	2,875	-	-	-	2,875
09	Eagle Star Textile Mills Limited	2,875	-	1,437	1,438	-
10	Libra Infusions Limited	5,750	-	5,750	-	-
11	Meghna Vegetable Oil Ind. Ltd.	2,875	-	1,438	1,437	-
12	Mithun Knitting & Dyeing (CEPZ) Ltd.	5,750	-	-	-	5,750
13	Perfume Chemical Industries Limited	2,875	-	-	-	2,875
14	Tallu Spinning Mills Limited	2,875	-	-	-	2,875
15	The City Bank Limited	5,750	-	5,750	-	-
	Total	63,250	-	23,000	2,875	37,375



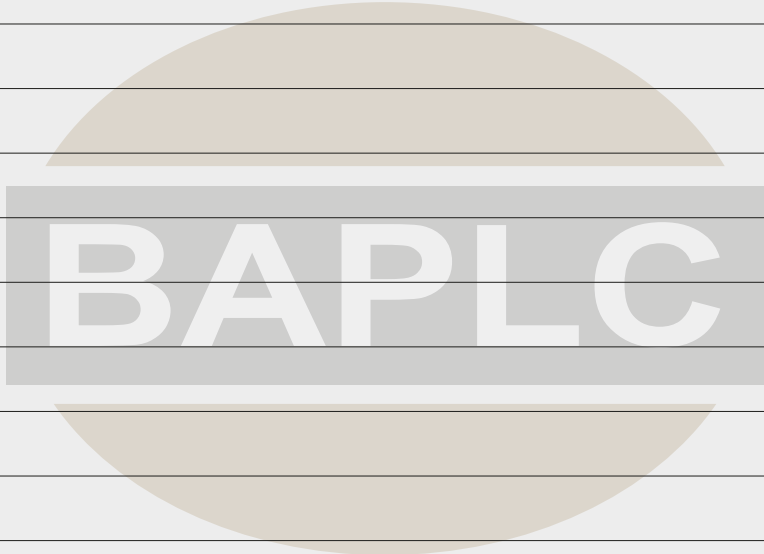
BANGLADESH ASSOCIATION OF PUBLICLY LISTED COMPANIES
SCHEDULE OF ADMISSION FEE
 As at 30 June 2016

Annexure-F

Sl. No.	Particulars	Received during the Period
01	WATA Chemicals Ltd.	50,000
02	Hamid Fabrics Ltd.	50,000
03	Emerald Oil Industries Ltd.	50,000
04	Shurwid Industries Ltd.	50,000
05	Khulna Printing & Packaging Ltd.	50,000
06	Bangladesh Steel Re-Rolling Mills Ltd.	50,000
07	Far East Knitting & Dyeing Ltd.	50,000
08	Saif Powertec Ltd.	50,000
09	HWA Well Textile (BD) Ltd.	50,000
10	Keya Cosmetics Ltd.	50,000
11	C & A Textiles Ltd.	50,000
12	Ifad Autos Ltd.	50,000
13	Golden Harvest Agro Industries Ltd.	50,000
14	AFC Agro Biotech Ltd.	50,000
15	Delta Spinners Ltd.	50,000
16	Shasha Denims Ltd.	50,000
17	Provati Insurance.Co. Ltd	50,000
18	Ratanpur Steel Re-Rolling Mills Ltd.	50,000
19	Miracle Industries Ltd.	50,000
20	Orion Pharma Ltd.	50,000
21	United Power Generation & Distribution Co. Ltd.	50,000
22	Monno Jute Stafflers Ltd.	50,000
23	Monno Ceramic Industries Ltd.	50,000
24	Mozaffar Hossain Spinning Mills Ltd.	50,000
25	Olympic Accessories Ltd.	50,000
26	Dulamia Cotton Spinning Mills Ltd.	50,000
27	Renwick, Jajneswar & Co. (BD) Ltd.	50,000
28	Zeal Banlga Sugar Mills Ltd.	50,000
29	Shyampur Sugar Mills Ltd.	50,000
30	Sinobangla Industries Ltd.	50,000
31	KDS Accessories Ltd.	50,000
32	Information Technology Consultants Ltd.	50,000
33	Purabi General Insurance Company Ltd.	50,000
34	Northern General Insurance Co. Ltd.	50,000
35	Regent Textile Mills Ltd.	50,000
36	British American Tobacco Bangladesh Co. Ltd.	50,000
37	Anlima Yarn Dyeing Ltd.	50,000
38	Safko Spinning Mills Ltd.	50,000
	Total	1,900,000

Subject :

Lined writing area for notes.



Subject :

BAPLC

Subject :

BAPLC

Subject :

BAPLC

OBJECTIVES

To promote, protect and safeguard the interest of Listed Companies and foster ideas of co- operation and mutual help amongst members

To counsel, co- operate and co- ordinate in the corporate activities of listed Companies

To participate in matters of interest relating to the Listed Companies by sending delegates and advisers to various bodies, Government or Public, dealing with or interested in such matters



BANGLADESH ASSOCIATION OF PUBLICLY LISTED COMPANIES

Block B, Road 1, House 17 (8th Floor), Unit A, Nilketan Eastern Housing Complex, Gulshan 1, Dhaka-1212
Tel: 02-9844926, Fax: 02-9887245, E-mail: baplc@dhaka.net, baplc@baplc.org, Web: www.baplc.org